



CUSTOMIZATIONS ARE OUR SPECIALITY

UNPARALLELED BRACKET SELECTION & LIGHTING SOLUTIONS

BLADE SIGN BRACKETS

Sign visibility is everything! Why? It is the best way to turn passersby into customers. And sturdy, fixed Blade Sign Brackets are critical to achieve this goal. From straight arm designs to elegant scroll work, rust-resistant powder coated steel lets your signs get noticed. Check out our extensive variety of ready-made styles, from ovals to squares to rectangular fixtures, designed to create a seamless message presentation for your business.



WALL MOUNT SIGN BRACKETS

HAIKU ARCH

Fabricated with 2" solid steel flat bar, with a 3" wide x 8.5" height back plate. Sleek and modern, it is perfect with a round or oval sign.

30" Length	40" Length	50" Length
14" Ring Centers	22" Ring Centers	30" Ring Centers
Sign width sizes: 18"-26"	Sign width sizes: 28"-36"	Sign width sizes: 36"-48"
397B-30	397B-40	397B-50



MODERN ARCH

The perfect solution for an oval sign. The Modern Arch is made with 1" square steel tubing. Mounts to any flat post or wall with a heavy duty 3" back plate.

30" Length	40" Length	50" Length
14" Ring Centers	22" Ring Centers	30" Ring Centers
Sign width sizes: 18"-26"	Sign width sizes: 28"-36"	Sign width sizes: 36"-48"
360B-30	360B-40	360B-50



TRIANGLE BALL

Made with a 1" square tube steel arm and a 3" iron ball finial. Optional sign light kit available. Also available as a lightweight bracket for interior mounting.

30" Length	40" Length	50" Length
14" Ring Centers	22" Ring Centers	30" Ring Centers
Sign width sizes: 18"-26"	Sign width sizes: 26"-36"	Sign width sizes: 34"-48"
375B-30	375B-40	375B-50





MODERN TRUSS

This architectural blade bracket features an elegant design with clean lines. Mount to any flat surface and suspend signage from two durable iron rings.

26" Length

12" Ring Centers

Sign width sizes: 14"-18"

1150-26

36" Length

14" Ring Centers

Sign width sizes: 24"-28"


1150-36

46" Length

22" Ring Centers

Sign width sizes: 34"-38"

1150-46



MILANO

Made with .5" square steel bar. Its shape makes it the perfect solution for an oval sign. Also available as a lightweight bracket for interior mounting.

30" Arm Length

14" Ring Centers

Sign width sizes: 18"-26"

371B-30

40" Arm Length

22" Ring Centers

Sign width sizes: 28"-36"


371B-40

50" Arm Length

30" Ring Centers

Sign width sizes: 34"-46"

371B-50



TORINO ELITE

Made with a 1" square tubular steel arm and a 3" ball finial. Optional sign light kit available.

30" Arm Length

14" Ring Centers

Sign width sizes: 18"-26"

370B-30

40" Arm Length

22" Ring Centers

Sign width sizes: 28"-36"

370B-40

50" Arm Length

30" Ring Centers

Sign width sizes: 34"-46"

370B-50



WALL MOUNT SIGN BRACKETS

STRAIGHT ARM SIGN BRACKET WITH RINGS

Modern straightforward approach to signage with a 6x6 backplate and 2x2 tubular steel arm, available in standard and heavy duty formats.

30" Length	40" Length	50" Length
14" Ring Centers	22" Ring Centers	30" Ring Centers
Sign width sizes: 18"-24"	Sign width sizes: 26"-36"	Sign width sizes: 34"-48"
379B-30-HD-WR	379B-40-HD-WR	379B-50-HD-WR
379B-30-WR	379B-40-WR	379B-50-WR



UNIVERSAL STRAIGHT ARM WITH ADJUSTABLE RING CENTERS

Designed with adjustable collars and eyebolts so you can adjust ring centers exactly as you want them. Powder-coated steel for longevity.

20" Length	30" Length	40" Length	50" Length
Sign width sizes: 16"-18"	Sign width sizes: 26"-28"	Sign width sizes: 36"-38"	Sign width sizes: 46"-48"
379B-AD-20	379B-AD-30	379B-AD-40	379B-AD-50

UNIVERSAL STRAIGHT ARM

Made from 2x2 tubular steel, the straight arm bracket can be used for hanging signs with your own hardware or a banner bracket.

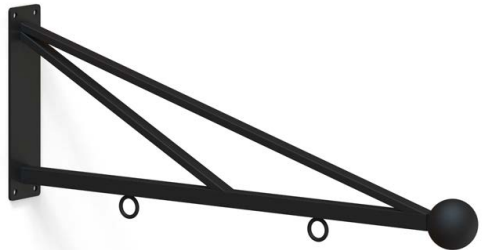
20" Length	30" Length	40" Length	50" Length
Sign width sizes: 16"-18"	Sign width sizes: 26"-28"	Sign width sizes: 36"-38"	Sign width sizes: 46"-48"
379B-20	379B-30	379B-40	379B-50



TRIANGLE TRUSS HANGING SIGN BRACKET

The Triangle Truss Hanging sign bracket with a ball finial will keep your signage secure and safe in any weather condition.

30" Length	40" Length	50" Length
14" Ring Centers	22" Ring Centers	30" Ring Centers
Sign width sizes: 18"-26"	Sign width sizes: 26"-36"	Sign width sizes: 34"-48"
405B-30	405B-40	405B-50



LET OUR ON-SITE PROFESSIONALS SOLVE YOUR DESIGN PROBLEM

Our on-site professionals take your sign problem, or even an idea you have, and solve it through custom design and innovation.

This achieves a solution-based result to any sign or lighting challenge you have. Whether it's to overcome tough mounting applications, clearance issues, specialty sizing, or alterations to existing brackets and hardware, we're at your service.

CLASSIC HANGING SIGN BRACKET WITH BALL FINIAL

The Classic Hanging sign bracket with ball finial was designed to give your sign a stylish look with wrought iron appeal but with steel construction that is better able to stand the test of time.


33" Length	43" Length	53" Length
14" Ring Centers	22" Ring Centers	30" Ring Centers
Sign width sizes: 18"-24"	Sign width sizes: 26"-36"	Sign width sizes: 34"-48"
377B-33	377B-43	377B-53



CLASSIC HANGING SIGN BRACKET

The attractive scroll work and design of these classic brackets have that traditional wrought iron charm.

30" Length	40" Length	50" Length
14" Ring Centers	22" Ring Centers	30" Ring Centers
Sign width sizes: 18"-24"	Sign width sizes: 26"-36"	Sign width sizes: 34"-48"
376B-30	376B-40	376B-50



LA COSTA SCROLL SIGN BRACKET

Solid steel $\frac{3}{4}$ " bar arm with the $\frac{1}{2}$ " steel square bar scrolls with a fleur de lis finial with an industrial grade back plate, all powder coated black for seasons of use.

30" Arm Length	40" Arm Length
14" Ring Centers	22" Ring Centers
Sign width sizes: 18"-26"	Sign width sizes: 28"-36"
380B-30	380B-40



TWISTED ARM BLADE SIGN BRACKET

The Twisted Arm Blade sign bracket is made with a twisted steel shaft and a solid cast iron ball finial.

29" Length	40" Length	52" Length
14" Ring Centers	22" Ring Centers	30" Ring Centers
Sign width sizes: 18"-26"	Sign width sizes: 26"-36"	Sign width sizes: 34"-48"
M3-TA29	M3-TA40	M3-TA52



TWISTED ARM BLADE SIGN BRACKET WITH FLEUR DE LIS FINIAL

Bring a bit of the New Orleans traditional style to your storefront! A steel twisted arm blade sign bracket with a classic fleur de lis at the end.

26" Arm Length	38" Arm Length	50" Arm Length
14" Ring Centers	22" Ring Centers	30" Ring Centers
Sign width sizes: 18"-26"	Sign width sizes: 24"-34"	Sign width sizes: 36"-48"
M3-TA26-PFF	M3-TA38-PFF	M3-TA50-PFF

TERAZZO TRIANGLE SIGN BRACKET

Bring out modern style, flair and the strength of a triangular sign bracket that has been constructed from steel and powder coated for exterior or interior usage.

30" Length	40" Length	50" Length
14" Ring Centers	22" Ring Centers	30" Ring Centers
Sign Width 18"-24"	Sign Width 26"-36"	Sign Width 34"-48"
410B-30	410B-40	410B-50





LYON BRACKET

The Lyon Ceiling Mount sign bracket is the perfect solution for an oval sign. The Lyon mounts to any flat ceiling with a heavy duty 3" back plate. Black Powder Coat Finish.

30" Length

14" Ring Centers

Sign width sizes: 18"-24"

342B-30

40" Arm Length

22" Ring Centers

Sign width sizes: 26"-36"

342B-40

50" Arm Length

30" Ring Centers

Sign width sizes: 34"-48"

342B-50

From simple to complex designs, companies should never underestimate the importance of a sign to reflect their products and services, capabilities and integrity.

SPECIALTY MOUNT BRACKETS

HAIKU ARCH CEILING MOUNT SIGN BRACKET

Ideal for circular or oval signs suspended from the ceiling, adds a bit of a modern edge with hand-wrought powder-coated steel simplicity.

30" Arm Length 14" Ring Centers Sign width sizes: 18"-24" 397B-30-CEILING	40" Arm Length 22" Ring Centers Sign width sizes: 30"-36" 397B-40-CEILING	50" Length 30" Ring Centers Sign width sizes: 40"-46" 397B-50-CEILING
--	--	--



FLORENCE LOWER SCROLL BRACKET

Made with a 1" square tube steel shaft and a ball finial. Mounts to any flat post or wall with a heavy duty 3" back plate.

33" Arm Length 14" Ring Centers Sign width sizes: 18"-24" 381B-33	43" Arm Length 22" Ring Centers Sign width sizes: 30"-36" 381B-43	53" Length 30" Ring Centers Sign width sizes: 40"-46" 381B-53
--	--	--



LOWER SCROLL TWISTED ARM BRACKET

The twisted steel shaft and scroll work combined to lift round or oval signage up for areas with low clearance. Powder coated for exterior or interior use.

29" Arm Length, 14.5" Ring Centers, Sign width sizes: 18"-24" M3-LSTA29	48" Length, 23.5" Ring Centers, Sign width sizes: 32"-43" M3-LSTA48	50" Length, 30" Ring Centers Sign width size: 48" M3-LSTA50
--	--	--




LOW CLEARANCE BRACKETS

LIGHT DUTY UPPER OFFSET

A wall or post mount solution that maximizes space for signage, perfect for areas with low clearance. All steel construction and powder-coated for indoor or outdoor use.

24" Length 10" Ring Centers Sign width sizes 20"-22" 352B-24	30" Length 14" Ring Centers Sign width sizes 26"-28" 352B-30	36" Length 20" Ring Centers Sign width sizes 32"-34" 352B-36
---	---	---



LIGHT DUTY LOWER OFFSET SIGN BRACKET

If wall space to hang a sign is an issue, this may be the answer, made with 1" wide steel flat bar 3/8" thick and powder coated for use outdoors or in.

24" Length 10" Ring Centers Sign width sizes 20"-22" 353B-24	30" Length 14" Ring Centers Sign width sizes 26"-28" 353B-30	36" Length 20" Ring Centers Sign width sizes 32"-34" 353B-36
---	---	---



FIXED MOUNT SIGN BRACKETS




COPPIA FIXED MOUNT SIGN BRACKET PAIR

Hang odd shaped signs and suspend from a ceiling or parapet wall, giving you flexibility with your installation. Pair of powder coated steel brackets with 1"x3" mounting tabs.

8" Arm Length

Accommodates sign blank 26"x13"
401B-8



PARALLELA FIXED MOUNT SIGN BRACKET PAIR

Hang a fixed non-moving sign from the ceiling, post or wall, comes with a pair of powder coated steel arms and sign blanks are placed on each side of the bars and can be glued or pinned together.

10" Length


Sign Blank Max 15"
402B-10

20" Length

Sign Blank Max 30"
402B-20

30" Length

Sign Blank Max 40"
402B-30



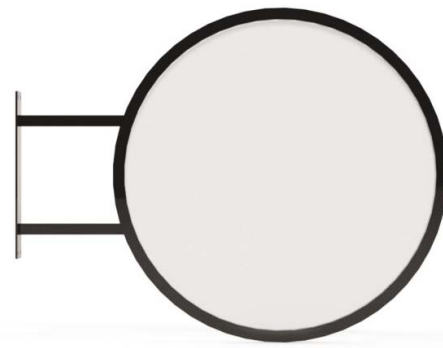
ECLIPSE FIXED MOUNT SIGN BRACKETS

Round signage really gets people's attention because of its distinctive sign shape, perched in a half moon style bracket and floating. Optional PVC sign blank available.

26" Diameter
406B-26-HW

36" Diameter
406B-36-HW

46" Diameter
406B-46-HW



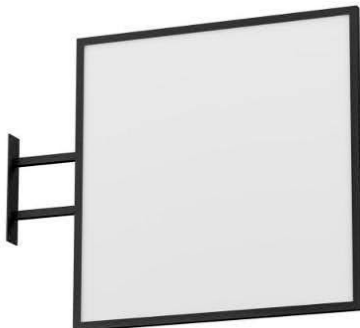
CERCHIO FIXED SIGN BRACKET

Holds a circular PVC sign 26" – 46" in diameter securely in a fixed non-swinging bracket. Straightforward construction of powder-coated steel. Sign blank included.

26" Diameter
419B-26

36" Diameter
419B-36

46" Diameter
419B-46



PIAZZA FIXED SIGN BRACKET WITH BLANK

A traditional square sign blank in a non-swinging fixed modern sign concept, comes with 1" thick PVC sign blank installed.

26" Square Blank
37" Overall Length
420B-28

36" Square Blank
47" Overall Length
420B-38



MONTAMAR CHANNEL SIGN BRACKETS

Our Montamar sign bracket has a clean and modern take and can be customized to your sign blank's thickness.

12"-36" Arm Lengths

Made of 2" Square Steel Tubing
.25" Channel **389B**



MILANO SIGN BRACKET WITH MOUNTING BARS

Our Milano bracket, constructed with mounting tabs/bars for a non-swinging sign concept.

30" Arm Length

3" x 12" backplate 1" x 15" mounting bars
371B-30-MTG



REDONDO CHANNEL SIGN BRACKETS

The Redondo sign bracket is a sleek and modern method of displaying business signs. 2" tubular steel, .25" channel powder coated. Powder coated choice of black or silver.

18" Arm Length
388B-18

24" Arm Length
388B-24

30" Arm Length
388B-30



BEL FORTE SIGN BRACKET WITH FRAMED (NON-SWINGING) SIGN

Bel Forte means "Beautiful Strength". Our Bel Forte bracket is the answer for a stationary sign concept that will give years of uninterrupted service. Sign blank included.

35" Arm Length

30" x 15" x 1" frame; 6" x 6" mounting plate
387B-35-3015-BF



TORINO SIGN BRACKET WITH STATIONARY SIGN FRAME

Our Torino sign bracket is constructed with a frame to fit a non-swinging sign concept.

40" Arm Length

Sign blank included: 30"x15"x1"
370B-40-3015-FRM



BEL LARGO

Secures a 30"W x 46"H x 1" thick sign blank included. Other sizes available.

38" Arm Length

Secures a 30"W x 46"H x 1" thick sign blank
403B-1-3046

LIGHTED SIGN BRACKETS

Illuminate your message around the clock with sign brackets and low profile 120V bullet style light fixtures. Lets you shed light exactly where it's needed, with strength and simplicity—the winning combination that optimizes functionality and beauty.



MILANO LIGHTED FIXED SIGN BRACKET

While the competition is left in the shadows, make your business sign shine on with the lighted Milano Arch blade sign bracket. This bracket can be mounted on any wall or post to brilliantly display your sign, even after dark. Sign blank included.

40" Arm Length
371B-WL-40-FRM-LKIT

30" Arm Length
371B-WL-30-FRM-LKIT



PALISADES LIGHTED SIGN BRACKET KIT

Lighted sign brackets are a great way to highlight your business in both office park settings and commercial areas.

36" Arm Length
120V PAR 20 lights
17" Mounting tab centers
326B-36-WL-PAR20-3015-B

36" Arm Length
15W LED Bullet Lights
17" Mounting tab centers
326B-36-WL-LED-3015-B



BEL FORTE LIGHTED SIGN BRACKET WITH FRAMED SIGN

Keep your sign affixed in one place with style along with adjustable lighting to keep it readable 24/7. 30"x15"x1" thick PVC sign blank included.

30" Arm Length
387B-WL-3015-REC100



UNIVERSAL STRAIGHT ARM LIGHTED BRACKET

Contemporary signage that is visible day and night, comes replete with 2 bullet lights that are adjustable to get the light right where it is needed.

30" Length	40" Length	50" Length
14" Ring Centers	22" Ring Centers	30" Ring Centers
Sign Width 26"-28"	Sign Width 36"-38"	Sign Width 46"-48"
379B-WL-30	379B-WL-40	379B-WL-50



TORINO ILLUMINATA

Fabricated with a 1" square tube arm, and the beautiful scroll work is created with 1" wide flat steel. The bracket is plumbed to accept wires and to install directional bullet lights or gooseneck lights.

30" Arm Length	40" Length	50" Length
14" Ring Centers	22" Ring Centers	30" Ring Centers
370B-WL-30-LKIT	370B-WL-40-LKIT	370B-WL-50-LKIT



CLASSIC BRACKET

Constructed with 1.5" round tube steel, the decorative scrolls are formed with solid steel bar.

33" Arm Length	43" Length	53" Length
14" Ring Centers	22" Ring Centers	30" Ring Centers
377B-WL-BF-33-LKIT	377B-WL-BF-43-LKIT	377B-WL-BF-53-LKIT



TRIANGLE BALL WITH LIGHTS

Ensure that your sign is visible 24/7 by using our Triangle Ball lighted sign bracket kit to hang it.

30" Arm Length	40" Length	50" Length
14" Ring Centers	22" Ring Centers	30" Ring Centers
375B-WL-30-LKIT	375B-WL-40-LKIT	375B-WL-50-LKIT



MONTAMAR LIGHTED PAIR KIT

Constructed with a pair of 1/4" channel brackets. 120V PAR20 or LED lamps. Sign blank optional.

24" Arm Length	30" Length	36" Length
389B-24-WL	389B-30-WL	389B-36-WL

BULLET LIGHTS & SIGN LIGHTING

PAR20 120V STRAIGHT ARM SLEEK AND MODERN DIRECTIONAL BULLET SIGN LIGHTER

Commercial outdoor sign lighters are a necessity for any business. PAR20 bulb bullet lights illuminate your business signage so that it can be easily seen by potential clients.

Available Arm Lengths: 30", 36", 48" x 10.5"H

Light(s): 3.5"Dia x 7.5"H

SL8-PAR20BLTC



CONTEMPORARY PAR20 SIGN LIGHT

Aluminum arm with (2) contemporary bullet style light fixtures that will add a modern touch to your wall mounted sign, awning or art piece.

Available Arm Lengths: 30", 36", 48"

Light(s): 3.5"Dia x 7.5"H

SL8-PAR20BLTB



STREAMLINE WALL MOUNT DOUBLE PAR20 SPOTLIGHT FIXTURE

A versatile choice of wall mounted spotlights for use indoors or outdoors for illuminating signage, menus, wall decor and anything else you might want to call attention to.

Overall: 28" x 19.5" x 7"

Other lengths available

D12-PAR20-DBL-24-BLK



PAR20 120V MODERN STRAIGHT ARM DIRECTIONAL DOUBLE BULLET SIGN LIGHTER

Commercial sign lights can be hard to find—but not here! We're proud to offer this PAR20 modern double directional signage light.

Available Arm Lengths: 30", 36", 48" x 10.5"H

Light(s): 3.5"Dia x 7.5"H, Light Spacing: 10.5"

SL8-PAR20BLTD



STREAMLINE WALL MOUNT SINGLE PAR20 SPOTLIGHT FIXTURE

The Streamline Wall Mount single PAR20 spotlight fixture is the perfect choice of spotlights for all types of sign lighting as well as for illuminating artwork and other items along a wall.

Overall: 31.5" x 6" x 4.5"

Other lengths available

D12-PAR20-SNGL-24



LED PAR20 DIRECTIONAL BULLET SPOT LIGHT – 15W (WITH 10 FT WIRE LEADS)

With a swivel knuckle and 10ft wire leads, this LED bullet is perfect for illuminating signage and architectural features, suitable for wet locations.

D12-DPR49-LENS-LED15-B-10FT



LINEAR FLOOD AND SIGN LIGHT

Cast Aluminum and powder coated in choice of black, bronze, white, or Verdi green, 4 sizes and choice of fluorescent or LED

24" Length
D12-DF9400

36" Length
D12-DF9401

48" Length
D12-DF9402

94" Length
D12-DF9408



LED
3 SIZES

- Cast aluminum with high impact acrylic lens
- Weather resistant black powder coat finish

- Approved for outdoor use
- Linear LED lights last up to 5x as long as regular fluorescents



23.5" WIDE, 18 WATT
D12-LED-9400-BZ



47.63" WIDE, 37 WATT
D12-LED-9402-BZ



94" WIDE, 80 WATT
D12-LED-9408-BZ



LED-RGB LINEAR FLOOD AND SIGN LIGHT

Choose classic white LED lighting or multicolor RGB which allows for colorful and seasonal signage. Adjustable knuckles get the lighting precisely where you want it.

24" Length
D12-LED9400

48" Length
D12-LED9402

96" Length
D12-LED9408

GOOSENECK LIGHTING

ALUMINUM GOOSENECK LIGHTING

Attractive and functional, Aluminum Gooseneck Lighting illuminates signage while adding curb appeal in the process. With a wide range of styles & colors to choose from, these handsome light fixtures mount directly on exterior walls to create brilliance personified!

■ *Our best selling 10" Angle Shades / More shades & arm configurations available online*



18"L x 8.5"H Arm
10" Angle Shade
SL8-AE1-ANG810



35.5"L x 13.5"H Arm
10" Angle Shade
SL8-AE2-ANG810



24.75"L x 14"H Arm
10" Angle Shade
SL8-AE3-ANG810



22.5"L x 7"H Arm
10" Angle Shade
SL8-AE6-ANG810



30" W x 13.25"H Arm
10" Angle Shade
SL8-AE8-ANG810



33.5"L x 15.5"H Arm
10" Angle Shade
SL8-AE5-ANG810

SHADE OPTIONS

Shade styles: Angle, Warehouse, Barn Light, and Emblem.

All come with generous color options and infinite customization potential.

▪ [More shades available online](#)



18"L x 8.5"H Arm
10" Emblem Shade
SL8-AE1-EM710



18"L x 8.5"H Arm
14" Warehouse Shade
SL8-AE1-WH514



18" x 8.5"H Arm
16" Barn Light Shade
SL8-AE1-BRN16

QUICK SHIP OPTIONS

Available in four power-coated color finishes, and customizable in size and arm configuration.

FINISH OPTIONS

Color matched to any setting, powder coated finishes in over 20 colors provide added durability.

▪ [More colors available online](#)

QUICK SHIP FINISHES



WHITE



GALVANIZED



SATIN ALUMINUM



BRONZE



BLACK



OIL RUBBED BRONZE



GREEN



TEXTURED BLACK



BRUSHED ALUMINUM



WEATHERED COPPER



PAINTED STEEL



RAW COPPER

COMMERCIAL BANNER BRACKETS



STRAIGHT ARM WALL MOUNT

Includes: 1 top bracket
and 1 bottom bracket.
Arm Lengths: 20", 26", 32", 38"
310B-WM

STRAIGHT ARM BALL FINIAL

Includes: 1 top bracket
and 1 bottom bracket.
Arm Lengths: 20", 26", 32", 38"
310B-WM-BF

For highly effective low-cost signage, banners provide a lot of bang for the buck! And along with it, are commercial banner brackets that secure them. Mounting is made easy with a wide assortment of mounting systems, including:

- *Banner brackets for poles*
- *Wall banner brackets*
- *Ceiling mount banner brackets*
- *Assorted banner bracket hardware*

WALL MOUNT BANNER BRACKETS

STRAIGHT ARM BRACKET FOR BANNERS OR HANGING SIGNS

1" square tube steel powder coated with either 4"x4" or 6"x6" backplate and comes with a tie-down ring to keep banner in place. Choice of straight arm or ball finial.

20" for 18" banners 310B-WM- BF-20-W4x4	26" for 24" banners 310B-WM- BF-26-W4x4	32" for 30" banners 310B-WM- BF-32-W6x6	38" for 36" banners 310B-WM- BF-36-W6x6
--	--	--	--

POLE MOUNT



ONE-WAY BALL FINIAL BANNER BRACKET


POLE TYPE	ARM LENGTH
3", 4", 5", 6" Square	20", 26", 32", 38"
3", 4", 5", 6" Dia. Round	310B-1WSET-BF
310B-1WSET-BF	



TWO-WAY BALL FINIAL BANNER BRACKET

POLE TYPE	ARM LENGTH
3", 4", 5", 6" Square	20", 26", 32", 38"
3", 4", 5", 6" Dia. Round	310B-2WSET-BF
310B-2WSET-BF	

POLE MOUNT



ONE-WAY IRON STRAIGHT ARM BANNER BRACKET

Add understated elegance while properly securing your banner with this Top and Bottom Finial banner bracket kit.

POLE TYPE	ARM LENGTH
3", 4", 5", 6" Square	20", 26", 32", 38"
3", 4", 5", 6" Dia. Round	310B-1WSET
310B-1WSET	



TWO-WAY IRON STRAIGHT ARM BANNER BRACKET

Each mounting bracket is designed to fit your specific pole shape, taper or diameter.

POLE TYPE	ARM LENGTH
3", 4", 5", 6" Square	20", 26", 32", 38"
3", 4", 5", 6" Dia. Round	310B-2WSET
310B-2WSET	


TRAPEZE WALL MOUNT & FLUSH MOUNT

We have trapeze styles available in wall mount, flush mount and pole mount. All can be ordered with a light kit so your message can be seen 24/7. Simply use the adjustable arm to achieve desired tension for a clear display.



**TRAPEZE BANNER BRACKET
PROJECTING WALL MOUNT**

For 18", 24" or 36" banners
303B-WM



**TRAPEZE BANNER BRACKET
FLUSH WALL MOUNT**

For 18", 24" or 36" banners
303B-FM

TRAPEZE POLE MOUNT


Attach banner brackets to light poles using an attractive Trapeze Style One-Way Arm. This commercial-grade pole banner hardware is made from iron with a rust resistant powder coated finish.



**TRAPEZE BANNER
ONE WAY BRACKET**

POLE/POST SIZE OPTIONS

3", 4", 5", 6" Dia. Round
3", 4", 5", 6" Square
3", 4", 5", 6" Hex
For 18", 24" or 36" banners
303B-1WSET



**TRAPEZE BANNER
TWO-WAY BRACKET**

POLE/POST SIZE OPTIONS

3", 4", 5", 6" Dia. Round
3", 4", 5", 6" Square
3", 4", 5", 6" Hex
For 18", 24" or 36" banners
303B-2WSET



■ *Lighted option available on all styles of trapeze banner brackets*

BANNER SAVER WIND SPILLING BRACKETS



Patented solution for windy areas, with heavy duty springs that "spill the wind" off the banner, reducing wear and tear on both the banner and the city light poles. Aluminum or black finish.



18" banners
300-BBMD-22

24" banners
300-BBMD-28

30" banners
300-BBMD-34

36" banners
300-BBMD-40

BANNER STRAIGHT KIT



BANNER STRAIGHT 4-FT KIT

Easily add a banner to a wall or side of a building effectively using all that "blank space" for advertising. Using all aluminum tracks and slide mounts, banner is secured utilizing the banner's grommets.

For 48" banners
BS-4KIT

POLE AND POST SOLUTIONS



CUSTOM GRADE **READY MADE**

Creating custom solutions from ready made products is our specialty. We help turn heads with unique finials, aluminum posts and architectural post bases.

BUILD YOUR OWN POST SYSTEM.

Choose your finial, post & base



FINIALS

BALL
for a 3" post
CMC-TB3-BLK



ACORN
for a 3" post
M3-TAF8-X



HORSEHEAD
for a 3" post
M3-THF2-B



FLAME
for a 3" post
M3-TFF6-B



BALL
for a 3" post
K1-3-SQ-BF



GOLF BALL
for a 3" post
M3-TGF11-B

■ Buy in quantity & save on shipping



A



B



C

ALUMINUM POSTS

A. 3" DIAMETER ROUND POST

Commercial Grade .125" wall thickness, powder coated black
8 Foot **AM-3X125-8**
10 Foot **AM-3X125-10***
12 Foot **AM-3X125-12***

B. 3" DIAMETER FLUTED POST

Commercial Grade .125" wall thickness, powder coated black
8 Foot **AM-3X125-8-FL**
10 Foot **AM-3X125-10-FL***
12 Foot **AM-3X125-12-FL***

C. 3" SQUARE HEAVY DUTY POST

Commercial Grade, .25" wall thickness, powder coated black
8 Foot **AM-3SQ25-8**
10 Foot **AM-3SQ25-10***
12 Foot **AM-3SQ25-12***

**10-12 Foot ships with common carrier*

ARCHITECTURAL POST BASES



10" CAST ALUMINUM POST BASE
9.875"H x 8.875"W
for 3" post
CMC-SB-10-3



SQUARE BASE FOR 3 X 3 POST
Square base
24"H x 8.5"W
M3-DSB-3-B



STANDARD SLIP OVER BASE FOR 3" POLE
20"H x 7.5"W at base; for 3" post
M3-LPSSB-20-3-X



ARCHITECTURAL POST BASE
for a 3" or 4" post
CMC-SFB-24-3-BLK



SPLIT CAST ALUMINUM BASE
25" height, fits 3" diameter post
M3-LPSSB-20-3-SPLT-BLK




DECORATIVE POST BASE
for a 3" or 4" post
M3-SDB-26-4-B

SIGN BLANKS

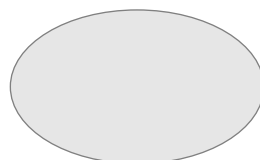
CELLULAR PVC BLANKS

■ *Optional Edges Include: Frame, Bullnose and Combination*



ROUND PVC SIGN BLANK

26" Dia. **AB100-C26-100**
36" Dia. **AB100-C36-100**
46" Dia. **AB100-C46-100**




OVAL PVC SIGN BLANK

26"W x 17"H **AB100-V2617**
36"W x 24"H **AB100-V3624**
46"W x 30"H **AB100-V4630**



SQUARE PVC SIGN BLANK

26"W x 26"H **AB100-S26-DBSE-2F**
36"W x 36"H **AB100-S36-DBSE-2F**
46"W x 46"H **AB100-S46-DBSE-2F**



RECTANGLE PVC SIGN BLANK

26"W x 13"H **AB100-R2613-DBSE-2F**
26"W x 18"H **AB100-R2618-DBSE-2F**
36"W x 18"H **AB100-R3618-DBSE-2F**
36"W x 24"H **AB100-R3624-DBSE-2F**
46"W x 23"H **AB100-R4623-DBSE-2F**
46"W x 30"H **AB100-R4630-DBSE-2F**

ALUMINUM BLANKS

Commercial grade Aluminum Sign Blanks with durable thickness range from 0.63 to 0.80, are perfect for light-duty indoor signage, as directionals, and for retail storefronts. Easily hang from decorative sign brackets, ceilings or flush from walls.



RECTANGULAR ALUMINUM SIGN BLANK

14"W x 7"H x 0.63" Thick **AB400-R1407**
20"W x 10"H x 0.63" Thick **AB400-R2010**
22"W x 12"H x 0.63" Thick **AB400-R2212**
34"W x 14"H x 0.80" Thick **AB400-R3414**
44"W x 16"H x 0.80" Thick **AB400-R4416**



OVAL ALUMINUM SIGN BLANK

16"W x 11"H x 0.80" Thick **AB400-V1611**
22"W x 14"H x 0.80" Thick **AB400-V2214**
33"W x 22"H x 0.80" Thick **AB400-V3322**
46"W x 30"H x 0.80" Thick **AB400-V4630**

CUSTOM SHAPES AVAILABLE

We can create almost any shape signage from PVC or metal using our in house CNC machines. If you can dream it, we can make it!

POST & PANEL SYSTEMS

We carry several kinds of Post and Panel sign systems—from Cellular PVC wrapped wood, aluminum, and wrought iron in classic and contemporary designs. Available in many standard shapes and sizes, and fully customizable. Decorative accessories also available.



TORINO SIGN POST SYSTEM
30" or 40" arm, 8' tall (3" Dia.) direct burial post, and a 24" slip-over base. Available with custom arm & pole lengths.
325B-SO-910A



PREMIUM CAST "S" SCROLL POST SYSTEM
30" or 40" arm, 8' tall (3" Dia.) direct burial post and 24" slip-over base. Available with custom arm & pole lengths.
325B-SO-911A-x




PREMIUM DECORATIVE SIGN MOUNT SYSTEM
12" x 12" slip-over sign mount, 8' tall (3" Dia.) direct burial post and 24" tall solid fluted base.
325B-SO-912A-12x12



MILANO ARM POST SYSTEM
Includes a 30" Arm Milano post style bracket and a 8' tall 3" square direct burial iron post with top ball finial.
371P-PM-30




DECORATIVE SIGN HOLDER SYSTEM
Detailed scroll sign holder with a 18" x 24" blank, 6' tall (3" Dia.) direct burial post and a 24" slip-over base.
320B-1824



TWISTED ARM BLADE SIGN BRACKET FOR 3" POST
Our aluminum Twisted Arm blade sign bracket can now be mounted to a round post. Lengths: 29", 40", 52"
M3-PM-TA

DOUBLE POST AND PANEL SYSTEMS

Do justice to large business signs in outdoor settings with double post and panel signage. Excellent choice for medical offices, boutique offices and firms, retail gift shops and more.



CHRISTOPHER POST AND PANEL SYSTEM

(2) 96" Height posts with 36" channel to accommodate 1/4" thick sign blanks
Optional 36" or 48" square PVC sign blank
322B-PP-96



CHANNEL POST AND PANEL

(2) 96" height posts with 30" channels will work with 1" thick sign blanks.
(2) finials, and (2) decorative post base included, sign blank optional
368PP-30C-96-BF-ARC



VIEWPOINT WAYFINDING POST AND PANEL SYSTEM

3" square steel tube perfectly arched to showcase maps or wayfinding information
3 sign heights available, 1" channel, 6x6 mounting plates
407B-18 407B-24 407B-30



TORINO POST AND PANEL

3" square posts in choice of 8ft or 10ft heights, with 50" slip over bracket with scroll work and welded on finials. 3 ring centers for securing signage.
370B-PP-3X3sq



ELEGANT POST AND PANEL SYSTEM

Fluted posts 72"-96" in height that are slotted to accept "tabbed" aluminum sign blanks, comes with 2 decorative bases and 2 finials.
M3-EPPS-3648
M3-EPPS-7250
M3-EPPS-7672



DECORATIVE REAL ESTATE SIGN FRAME

52"H including scrolls accommodates 24" x 18" sign blank, 1"x1" steel "L" angle construction, easily pushes into ground for instant signage.
1301B-HFRAME

SIGN ACCESSORIES


DIRECT SIGN MOUNTS

Direct Sign Mounts are an inexpensive way to flag mount a sign to designate a conference room, restroom, or office area. Direct Sign Mounts can be installed from a ceiling, a wall, or on top of a desk or counter. Available in 9 standard sizes, with holes pre-drilled in the base and set screws in place to secure the substrate. They are made from aluminum, and can be easily painted or powder coated.



PRODUCT FEATURES

- Available in a variety of lengths
- Perfect for interior signage
- Allows a sign to hang perpendicular from the wall




For 1/8" Thick Substrates		For 1/4" Thick Substrates	
DSM-18-3	3" Direct Sign Mount	DSM-14-3	3" Direct Sign Mount
DSM-18-3-WB	3" Direct Sign Mount with 3" x 12" PVC Sign Blank	DSM-14-3-WB	3" Direct Sign Mount with 3" x 12" PVC Sign Blank
DSM-18-4	4" Direct Sign Mount	DSM-14-4	4" Direct Sign Mount
DSM-18-4-WB	4" Direct Sign Mount with 4" x 12" PVC Sign Blank	DSM-14-4-WB	4" Direct Sign Mount with 4"x12" PVC Sign Blank
DSM-18-6	6" Direct Sign Mount	DSM-14-6	6" Direct Sign Mount
DSM-18-6-WB	6" Direct Sign Mount with 6"x 10" PVC Sign Blank	DSM-14-6-WB	6" Direct Sign Mount with 6"x10" PVC Sign Blank
DSM-18-8	8" Direct Sign Mount	DSM-14-8	8" Direct Sign Mount
DSM-18-8-WB	8" Direct Sign Mount with 8" x 12" PVC Sign Blank	DSM-14-8-WB	8" Direct Sign Mount with 8" x 12" PVC Sign Blank
DSM-18-10	10" Direct Sign Mount	DSM-14-10	10" Direct Sign Mount
DSM-18-10-WB	10" Direct Sign Mount with 10"x 14" PVC Sign Blank	DSM-14-10-WB	10" Direct Sign Mount with 10"x14" PVC Sign Blank
DSM-18-12	12" Direct Sign Mount	DSM-14-12	12" Direct Sign Mount
DSM-18-12-WB	12" Direct Sign Mount with 12" x 16" PVC Sign Blank	DSM-14-12-WB	12" Direct Sign Mount with 12" x 16" PVC Sign Blank
DSM-18-18	18" Direct Sign Mount	DSM-14-18	18" Direct Sign Mount
DSM-18-18-WB	18" Direct Sign Mount with 16" x 18" PVC Sign Blank	DSM-14-18-WB	18" Direct Sign Mount with 16" x 18" PVC Sign Blank
DSM-18-24	24" Direct Sign Mount	DSM-14-24	24" Direct Sign Mount
DSM-18-24-WB	24" Direct Sign Mount with 18" x 24" PVC Sign Blank	DSM-14-24-WB	24" Direct Sign Mount with 18" x 24" PVC Sign Blank
DSM-18-36	36" Direct Sign Mount	DSM-14-36	36" Direct Sign Mount
DSM-18-96	96" Direct Sign Mount No Holes	DSM-14-96	96" Direct Sign Mount No Holes

MOUNTING ACCESSORIES

CLEAT HANGERS & FRENCH CLEATS

Aluminum Cleat Hangers or Z-Clips make mounting heavy objects on a wall a little easier. Sold in a two piece set, one cleat hanger is mounted to the wall, and the other to the object that needs to be hung. For jobs light to heavy duty, cleat hangers provide hidden support for wall signs and more.



Light Duty Cleat Hanger		Medium Duty Cleat Hanger		Heavy Duty Cleat Hanger	
CH-316-2IN	2" cleat hanger set, two holes	CH-14-2.5IN	2.5" cleat hanger set, two holes	CH-38-2.5IN	2.5" cleat hanger set, two holes
CH-316-6IN	6" cleat hanger set, two holes	CH-14-6IN	6" cleat hanger set, two holes	CH-38-6IN	6" cleat hanger set, two holes
CH-316-1FT	1 foot cleat hanger set, holes every 8"	CH-14-1FT	1 foot cleat hanger set, holes every 8"	CH-38-1FT	1 foot cleat hanger set, holes every 8"
CH-316-2FT	2 foot cleat hanger set, holes every 8"	CH-14-2FT	2 foot cleat hanger set, holes every 8"	CH-38-2FT	2 foot cleat hanger set, holes every 8"
CH-316-4FT	4 foot cleat hanger set, holes every 8"	CH-14-4FT	4 foot cleat hanger set, holes every 8"	CH-38-4FT	4 foot cleat hanger set, holes every 8"
CH-316-6FT	6 foot cleat hanger set, holes every 8"	CH-14-6FT	6 foot cleat hanger set, holes every 8"	CH-316-6FT	6 foot cleat hanger set, holes every 8"
CH-316-8FT	8 foot cleat hanger set, holes every 8"	CH-14-8FT	8 foot cleat hanger set, holes every 8"	CH-316-8FT	8 foot cleat hanger set, holes every 8"

UNIQUE SOLUTIONS

POLE MOUNT SIGN HARDWARE



ONE SIDED SIGN CLAMP
1.5" - 4"
P16-1SC



TWO SIDED SIGN CLAMP
1.5" - 2.5"
P16-2SC



**2.375" ROUND CENTER
MOUNT SIGN BRACKET
DOUBLE-SIDED**
D5-RP-CM-238-45-2



**2.375" ROUND CENTER
MOUNT SIGN BRACKET
SINGLE-SIDED**
D5-RP-CM-238-45



**2.375" ROUND POST
TOP 5" SIGN MOUNT
BRACKET**
D5-RPT-238-55



**2.375" POST
MOUNT BRACKET**
4" L
D5-HR-238-4



**2.375" POST
MOUNT BRACKET**
7" L
D5-HR-238-7



**4" POST
MOUNT BRACKET**
9" L
D5-HR-4-9



**SINGLE BOLT STRAP
BRACKET - Small Dia. Poles**
D5-SS-SSB-RND2-4



**SINGLE BOLT STRAP
BRACKET - Large Dia. Poles**
D5-SS-SSB-RND4L




**CHAINLINK FENCE
MOUNTING BRACKETS**
I-CLB



**QUICK RELEASE
BANNER STRAP**
C18-SS



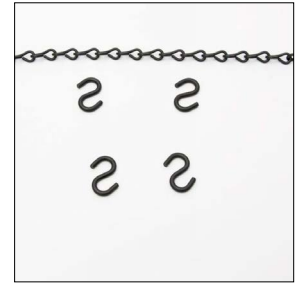
SIGN HARDWARE KIT
Stainless steel with black oxide finish. Kit includes:
(4) 1.5" "S" hooks,
(1) foot of #12 jack chain and
(2) 4" x .312" lag eye bolts.
SS-KIT-8



MEDIUM DUTY WALL BRACKET HARDWARE KIT (BLANKS MIN. 3/4" THICK)
SS-KIT-8MD



HEAVY DUTY WALL BRACKET HARDWARE KIT (BLANKS MIN. 1" THICK)
SS-KIT-8HD



LIGHT DUTY WALL BRACKET HARDWARE KIT - PVC
SS-KIT-6LD



QUICK-ATTACH SIGN HOOK
N9-HL



SIGN STABILIZER TAB
398B-3x3-TAB




3" POST MOUNT SIGN STABILIZER
398-PM-SS



MEDIUM- 1/4" THICK 2-1/4"L STAINLESS STEEL QUICK LINKS- PAIR
A20-SS-CL14



SLIP OVER DIRECT SIGN MOUNT - 2 Signs
2201-SO-ST-SGN-180



DIRECT SIGN MOUNT WITH POST CLAMP
2201-PM



BRACKET-TO-POST-ADAPTER
325B-CSM-3X3



SLIP OVER DIRECT SIGN MOUNT,
ARCHITECTURAL BASE, ROUND
ALUMINUM POLE AND BALL FINIAL



**SLIP OVER DIRECT
SIGN MOUNT**

Need an attractive, yet simple street sign installation method? Sign Bracket Store Slip Over Street Sign Brackets for 3" poles are an elegant and unobtrusive option. The bracket slips over any standard 3" pole screws in place. 3" Dia. x 7" H
2201-SO-ST-SGN

We are dedicated to meeting all your signage and lighting needs.

From superior ready made products to exceptional custom capabilities unlike anyone else in the marketplace, we stand by both our product quality and resourceful service.

CUSTOM SIZES AVAILABLE