



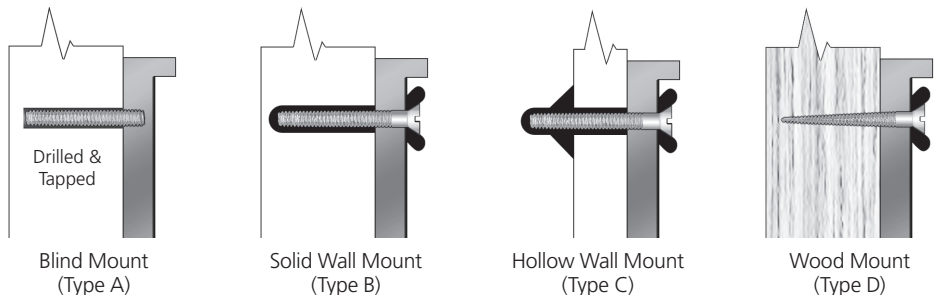
# Plaques & Plates



### Mountings

Available in Blind Mount (no mounting hardware visible), Through Hole Mount (screw heads or screw heads with rosettes visible), or Stake & Post Mounts. Mounting options vary by type of plaque.

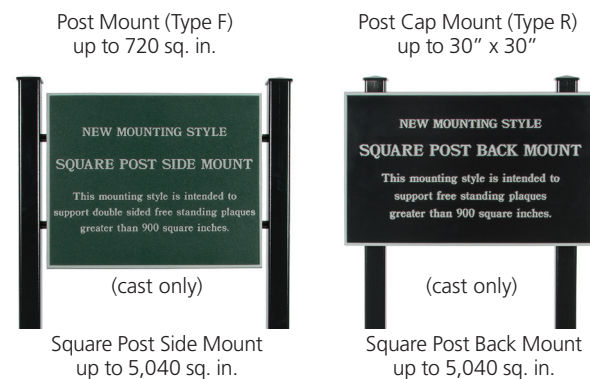
#### Surface Mounts



#### Post Mounts




#### Stake Mounts




### Rosettes

Rosettes are decorative covers, designed to conceal mounting screw heads used to mount bronze and aluminum plaques. Rosettes are available in various sizes, materials, finishes and types. Bronze rosettes with highlights have been oxidized. Aluminum rosettes are sent bead blasted, with an option to paint the same color as the plaque background color. Screw heads can also be painted to match plaque background colors.



### Materials

Available in thicknesses of 1/16", 1/8", 3/16" and 1/4". Multi-color painting, photo-etching, complex line art and polishing also available.




\*Maximum size of plaques will be dependent on the thickness of the material

### THIN GAUGE ETCHED

Thin gauge plates offer an economical option for interior solutions. Thin gauge plates do not have finished returns and are not available with stud mounts. Plates are available with the options for holes or adhesive backs for mounting.

Available alloys include stainless steel, aluminum, brass, nickel silver and copper. Thicknesses from .018" to .050".



### Recessed vs. Raised



The standard on all Acid Etched Plaques is recessed text and graphics that are paint filled.



When raised text or graphics is specified, the background will be painted, leaving the text or graphics in the alloy color.

### Cast Benefits

Metal casting is a 6,000-year-old process that has clearly withstood the test of time. A mold of sand or clay is crafted to the desired shape before molten bronze or aluminum is poured and allowed to solidify. The result is a durable, one-piece plaque that can be finished and mounted to fit the desired application.

Gemini has three foundries, and can produce bronze castings up to 96" in diameter and aluminum castings of even greater dimensions. All of our facilities melt their metal using nonpolluting electric furnaces, and use only prime grade, lead- and mercury-free alloys.

You should consider ordering a cast plaque from one of Gemini's foundries if your plaque order requires:

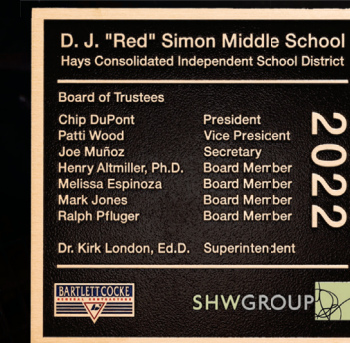
- Integral sculpting and background textures
- Greater depth and dimension
- Sizes up to 96" circular diameter
- Letters 1/4" or taller - font style may vary
- Higher level of recycled content
- Multiple castings of identical plaques - discounts may be available upon review
- Greater selection of border styles and mounting options

### PRECISION TOOLED


#### Benefits

Gemini has the best pricing and fastest delivery of solid aluminum, bronze and brass plaques. The following are distinct benefits of buying precision tooled plaques from Gemini:

- Fastest production time in the industry-an average of ten days
- Detailed letters, logos, Braille and standard borders without extra costs
- Any size up to 40" x 84" in any fractional dimension
- Letters as small as 1/4" high with crisp, clean, deep edges-font style may vary
- Aluminum, bronze and brass metal options
- Lower carbon footprint than cast products
- Precise dimensions when alignment is critical



Cast Metal / Precision Tooled



Etched



Wayfinding / ADA



# CAST & PRECISION TOOLED PLAQUES

## Materials

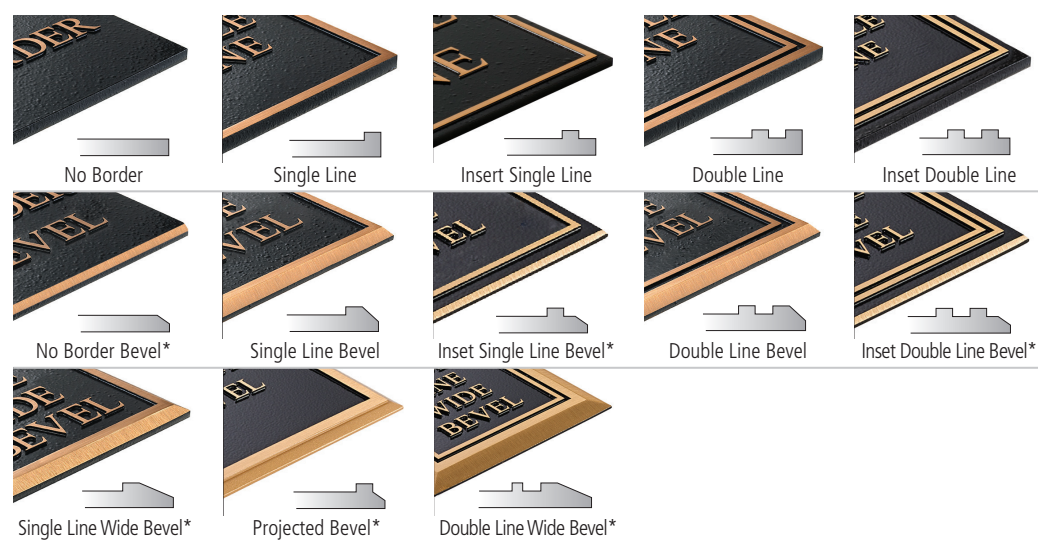
All plaques are made using materials of the highest quality alloys. Whether lead- and mercury-free bronze, high-grade aluminum or lead-free brass. We cast metal plaques that make a lasting impression. All metal plaques come with a LIFETIME GUARANTEE.




## Background Textures



## Standard Borders



## Custom Borders




Others borders are also available.

# CAST & PRECISION TOOLED PLAQUES

## Background Colors

Shown are the most common background colors. There are 45 additional colors available along with custom color matching capabilities.



## Standard Finish Options



## Specialty Finishes

Specialty finishes that provide a classic look. Oxidized finishes are available in Bronze alloys only, Flash Bronze is an aluminum alloy treated to look like bronze.



## Polished Finishes




Aluminum will not have a mirror polish, but a bright reflective finish.

# CAST & PRECISION TOOLED PLAQUES


## Portrait Options

Below are the most common portrait options available.



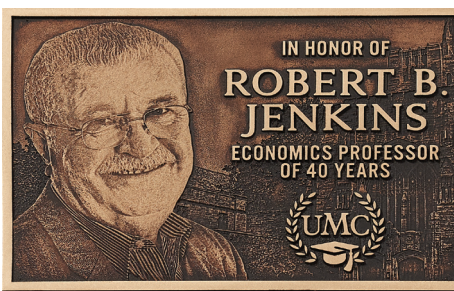
### Bas Relief

Solid cast dimensional metal portrait attached to any cast or precision tooled plaque. Standard overall height of 4" to 24" with a finished depth of 3/4" to 1".




### Flat Relief

An alternative to the expensive and time-consuming process of bas relief, Gemini's flat relief plaques are two-dimensional images that are part of a plaque.




### PhotoRelief™

A seamless blend of casting and photography, PhotoRelief™ is perfectly suited for unique signage, historical markers, or any plaque that tells a story with words and pictures.




### Etched

Available in stainless steel, bronze and brass.



### UV Print

For use in wayfinding, these all metal panels have your 1200 dpi full color image printed on aluminum, brass, bronze or stainless steel. These products are warranted for interior use, although they will last under most moderate weathering conditions.



### Oval & Rectangular Ceramic Inserts

A photograph is scanned at high resolution and a digital transfer is produced and applied to the blank.

# CAST & PRECISION TOOLED PLAQUES

## Cast Government Seals

Multiple options for government insignia can be made in bronze or aluminum. Available sizes include 10", 12", 14", 16", 18", 24", 30", 36", 40", 48", 60", 72", 84" and 96" diameters.

Official armed forces insignia are produced with standard depths and also with standard blind mount (Studs included).

Choose from Army, Navy, Air Force, Marines, Coast Guard, Merchant Marines, Space Force, Department of Homeland Security, POW/MIA and Department of Veterans Affairs.



Standard sculpted sizes: 16", 18", 24", 30", 36", 40" & 48"



## Wayfinding / ADA

Available in the standard 7" x 8.5" x .25" with a stipple or sand background or in your own custom design. All copy (standard lettering and Grade 2 Braille) and border is raised from the background. Lettering is raised .05" while Braille is raised .031".



Custom ADA



Standard ADA



Custom ADA



Custom ADA

Unlike other ADA compliant products – Gemini's patent pending process does not use loose beads for the Braille component.